

MDE Semiconductor, Inc.

78-150 Calle Tampico, Unit 210, La Quinta, CA., USA 92253 Tel : 760-564-8656 • Fax : 760-564-2414

1-800-831-4881 Email: sales@mdesemiconductor.com Web: www.mdesemiconductor.com

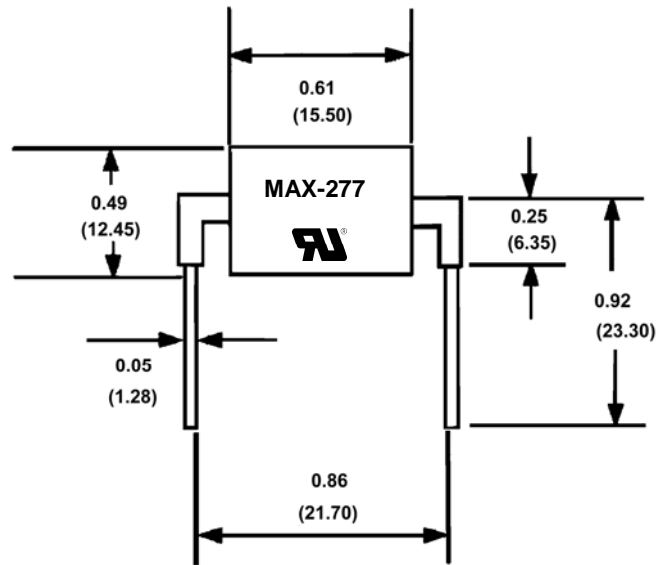
MAXPak™ Series

MAX-277

HIGH CURRENT TRANSIENT VOLTAGE SUPPRESSOR

FEATURES

- UL 1449 Recognition
- **10KA Surge Capability** @ 8 x 20 µsec waveform (per IEC- 61000-4-5)
- Peak Power Dissipation 288KW
- Bi-directional
- Excellent clamping capability
- Repetition rate (duty cycle): 0.05%
- Sharp breakdown voltage
- Low incremental surge resistance
- Fast response time: typically less than 1.0 µs from 0 Volts to BV
- Operation temperature: -40°C to +125°C
- Epoxy encapsulated package has Underwriters Laboratory Flammability Classification 94 V-0



Dimensions in inches
and
(Millimeters)

MECHANICAL DATA

Terminal: Ag Plated Axial leads, solderable per MIL-STD-750. Method 2026

Mounting Position: Any

Weight: 0.328 ± 0.033 ounces (9.300 ± 0.930 g)

MAXIMUM RATINGS AND CHARACTERISTICS

Ratings at 25° C ambient temperature unless otherwise specified.

RATING	SYMBOL	VALUE	UNITS
Reversed Standoff Voltage	V _{rw}	241	Volt
Breakdown Voltage @ I _T =1.0mA	V _{br}	277 ± 5%	Volt
Clamping Voltage @ 434.3A / 10x1000 µsec waveform	V _c	368.4 max	Volt
Reverse Leakage @ 241V	I _R	20 µ max	A

MDE Semiconductor, Inc.

78-150 Calle Tampico, Unit 210, La Quinta, CA., USA 92253 Tel : 760-564-8656 • Fax : 760-564-2414

1-800-831-4881 Email: sales@mdesemiconductor.com Web: www.mdesemiconductor.com

MAXPak™ 277 Series Rating and Characteristic Curves

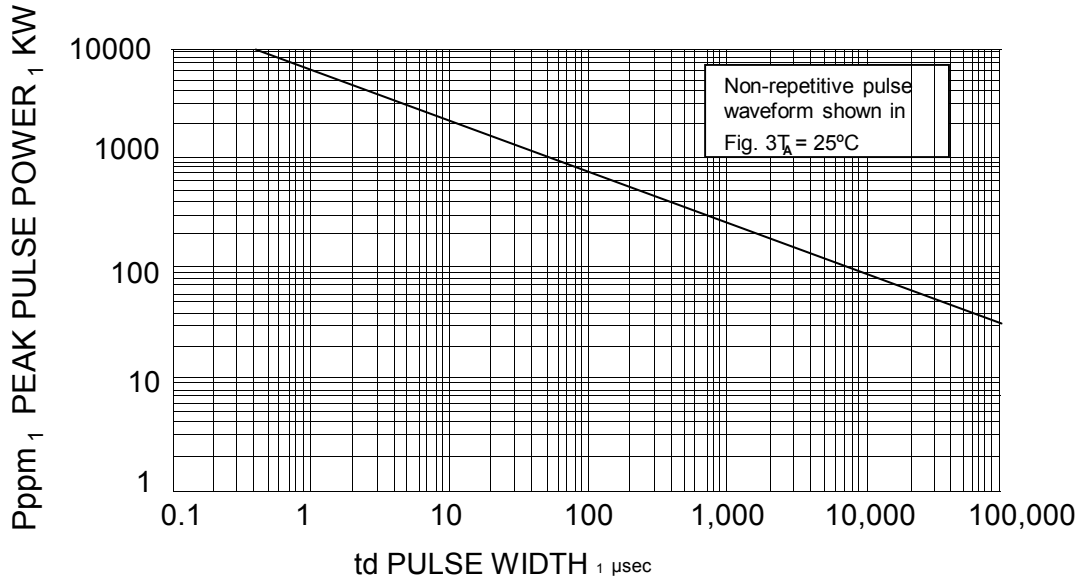


FIG. 1 PEAK PULSE POWER RATING

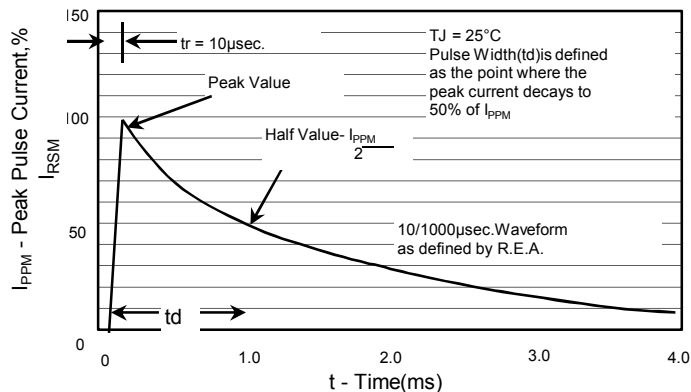
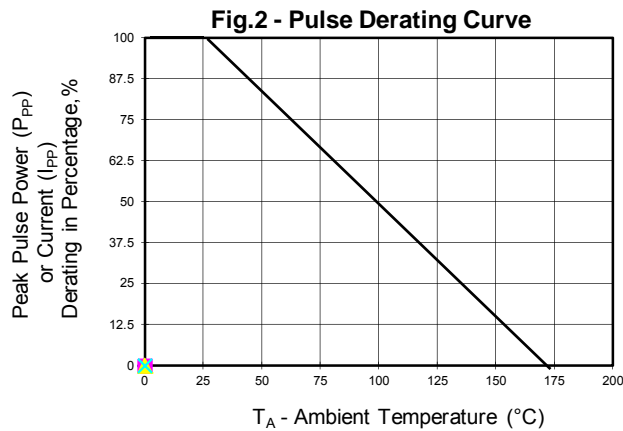


Fig.3 - Pulse Waveform