

MDE Semiconductor, Inc.

201 Shipyard Way, Unit C, Newport Beach, CA., USA 92663 Tel : 760-564-8656 • Fax : 760-564-2414

1-800-831-4881 Email: sales@mdesemiconductor.com Web: www.mdesemiconductor.com


Transient Tamer™ MOV

High Energy Thermally Protected TTxxxMOV
VOLTAGE-150 to 690 Volts AC
Integrated Transient Surge Protector

FEATURES

Surge Protective Device Component with thermal protection designed to open in the event of overheating due to an abnormal over-voltage, with High Fault Current.

- Quick response and MOV cutoff function with disconnecter and arc extinguishing device (Patent Pending).
- Wide operating temperature range (-40°C to + 85°C).
- High surge current capability.
- Low leakage current.
- Two way failure indicator when TTxxxMOV has been disconnected from the circuit.
 1. The Isolated Normally Open switch terminals can be connected to a monitoring circuit.
 2. A red indicator extends thru the top and provides a visual indication
- Application in AC mains, service entrance, and heavy industrial etc.
- All products have a SCCR rating of 200 kA rms
- All products approved to UL1449 4th Edition, Type 4 tested to Type 1 or 2 Listed to UL and CSA file # E337840



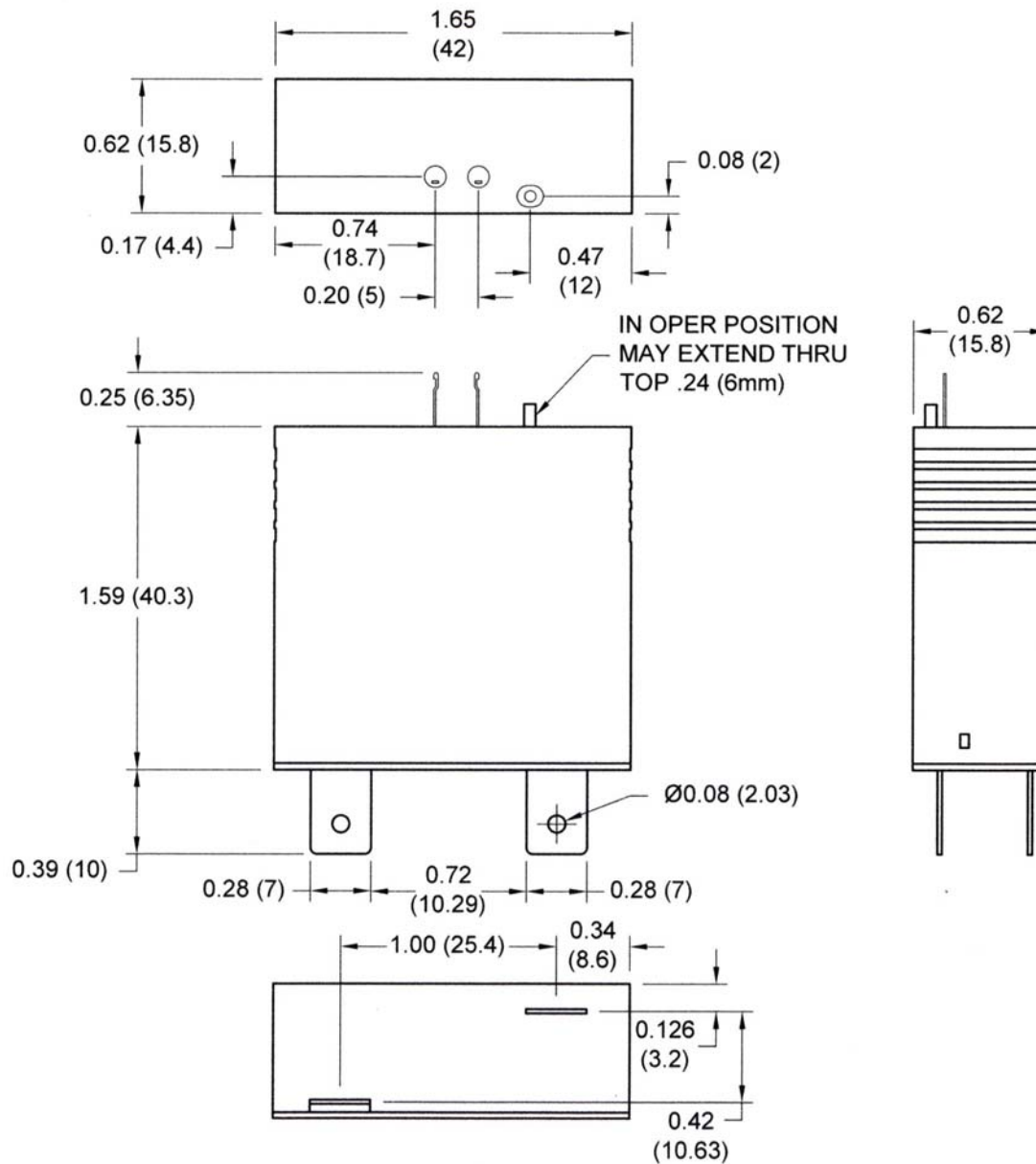
Component for PCB Mounting

Type	Continuous MCOV		Max Peak Current Imax (kA)	Test Current In (kA)	Rating VPR rating	Energy (2ms) WTM (J)	Varistor Voltage		Max Clamping Voltage	
	Vrms (V)	Vdc (V)					V1mA (V)	ΔV1mA (%)	VC (V)	I p (A)
TT150MOV	150	200	50	20	600	360	240	±10	395	300
TT275MOV	275	350	50	20	900	550	430	±10	710	300
TT320MOV	320	415	50	20	1200	640	510	±10	850	300
TT420MOV	420	560	50	20	1500	910	680	±10	1120	300
TT550MOV	550	745	50	20	1800	960	910	±10	1500	300
TT690MOV	690	910	40	20	2500	1100	1100	±10	2000	300

MDE Semiconductor, Inc.

TTxxxMOV

Mechanical layout

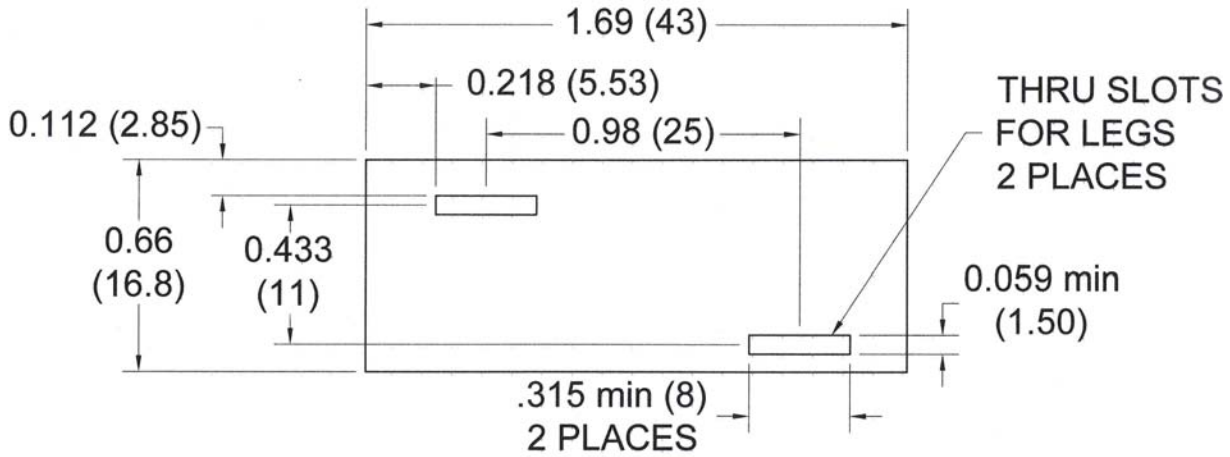


DIMENSIONS ARE IN inch (mm)

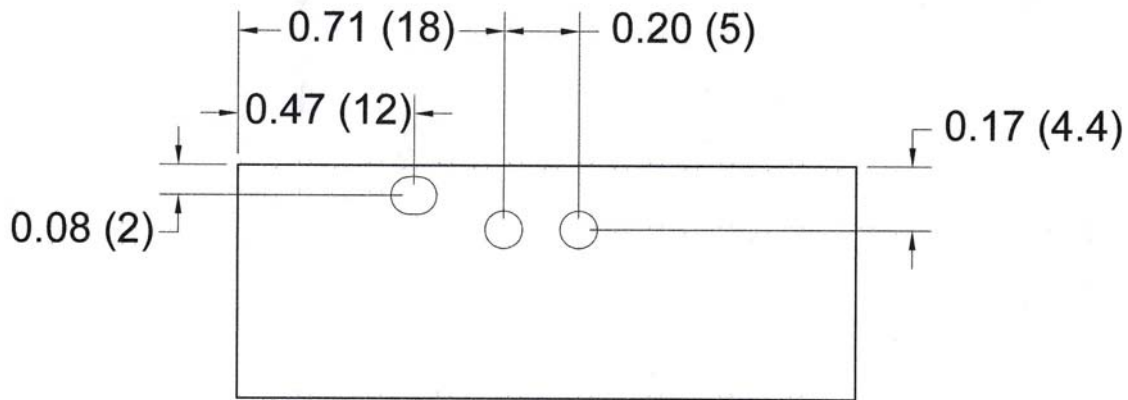
MDE Semiconductor, Inc.

TTxxxMOV

PCB Layout



BOARD LAYOUT DIMENSIONS
DIMENSIONS ARE IN inch (mm)



MONITOR LAYOUT DIMENSIONS
DIMENSIONS ARE IN inch (mm)