

# MDE Semiconductor, Inc.

78-150 Calle Tampico, Unit 210, La Quinta, CA., USA 92253 Tel : 760-564-8656 • Fax : 760-564-2414  
1-800-831-4881 Email: sales@mdesemiconductor.com Web: www.mdesemiconductor.com

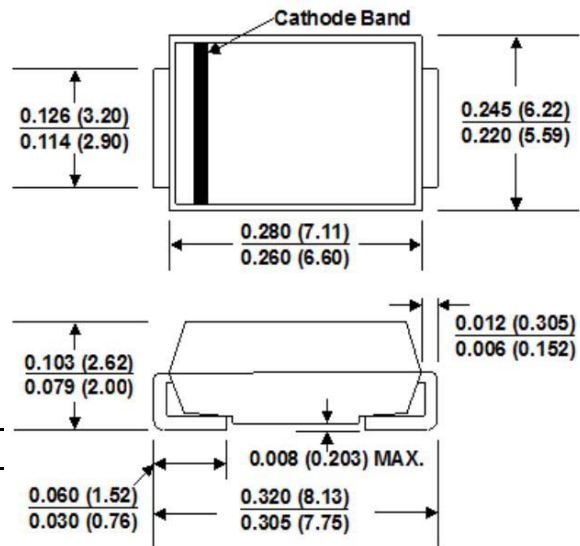
## 5.0 SMLJ SERIES

### SURFACE MOUNT TRANSIENT VOLTAGE SUPPRESSOR VOLTAGE-5.0 TO 170 Volts 5000 Watt Peak Pulse Power

#### FEATURES

- For surface mounted applications in order to optimize board space
- Low profile package
- Built-in strain relief
- Glass passivated junction
- Low inductance
- Excellent clamping capability
- Repetition rate (duty cycle):0.01%
- Fast response time: typically less than 1.0 ps from 0 volts to BV for unidirectional types
- Typical IR less than 1 $\mu$ A above 10V
- High temperature soldering:  
250°C/10 seconds at terminals
- Plastic package has Underwriters Laboratory Flammability Classification 94 V-O

#### DO-214AB (SMC J-Bend)



*Dimensions in inches and (millimeters)*

#### MECHANICAL DATA

Case: JEDEC DO214AB. Molded plastic over glass passivated junction

Terminals: Solder plated, solderable per MIL-STD-750, Method 2026

Polarity: Color band denoted positive end (cathode) except Bidirectional

Standard Packaging: 12mm tape (EIA STD RS-481)

Weight: 0.007 ounces, 0.021 grams)

#### DEVICES FOR BIPOLAR APPLICATIONS

For Bidirectional use C or CA Suffix for types 5.0SMLJ5.0 thru types 5.0SMLJ170 (e.g. 5.0SMLJ5.0C, 5.0SMLJ170CA)  
Electrical characteristics apply in both directions.

#### MAXIMUM RATINGS AND CHARACTERISTICS

Ratings at 25°C ambient temperature unless otherwise specified.

RATING	SYMBOL	VALUE	UNITS
Peak Pulse Power Dissipation on 10/1000 $\mu$ s waveform (NOTE 1, 2, Fig.1)	$P_{PPM}$	Minimum 5000	Watts
Peak Pulse Current of on 10/1000 $\mu$ s waveform (Note 1, Fig 3)	$I_{PPM}$	SEE TABLE 1	Amps
Peak Forward Surge Current, 8.3ms Single Half Sine-wave Superimposed on Rated Load, (JEDEC Method)(Note2, 3)	$I_{FSM}$	400	Amps
Operating Junction and Storage Temperature Range	$T_J, T_{STG}$	-55 +150	°C

NOTES:

1. Non-repetitive current pulse, per Fig.3 and derated above  $T_a=25^\circ\text{C}$  per Fig.2.
2. Mounted on 8x8mm Copper Pads to each terminal.
3. 8.3ms single half sine-wave, or equivalent square wave, Duty cycle=4 pulses per minutes maximum.

# MDE Semiconductor, Inc.

78-150 Calle Tampico, Unit 210, La Quinta, CA., USA 92253 Tel : 760-564-8656 • Fax : 760-564-2414  
1-800-831-4881 Email: sales@mdesemiconductor.com Web: www.mdesemiconductor.com

## 5000 Watt Surface Mount TVS

UNI-POLAR	BI-POLAR	DEVICE MARKING CODE		REVERSE STANDOFF VOLTAGE V <sub>RWM</sub> (V)	BREAKDOWN VOLTAGE V <sub>BR</sub> (V) MIN. @ I <sub>T</sub>	BREAKDOWN VOLTAGE V <sub>BR</sub> (V) MAX. @ I <sub>T</sub>	TEST CURRENT (I <sub>T</sub> ) mA	MAXIMUM CLAMPING VOLTAGE @I <sub>PP</sub> V <sub>C</sub> (V)	PEAK PULSE CURRENT I <sub>PP</sub> (A)	REVERSE LEAKAGE @ V <sub>RWM</sub> I <sub>R</sub> (μA)
		UNI	BI							
5.0SMLJ5.0A	5.0SMLJ5.0CA	5RDE	5DDE	5.00	6.40	7.00	10	9.2	543.6	1050
5.0SMLJ6.0A	5.0SMLJ6.0CA	5RDG	5DDG	6.00	6.67	7.37	10	10.3	485.5	1050
5.0SMLJ6.5A	5.0SMLJ6.5CA	5RDK	5DDK	6.50	7.22	7.98	10	11.2	446.5	750
5.0SMLJ7.0A	5.0SMLJ7.0CA	5PDM	5DDM	7.00	7.78	8.60	10	12.0	416.8	300
5.0SMLJ7.5A	5.0SMLJ7.5CA	5PDP	5DDP	7.50	8.33	9.21	1	12.9	387.7	150
5.0SMLJ8.0A	5.0SMLJ8.0CA	5PDR	5DDR	8.00	8.89	9.83	1	13.6	367.7	70
5.0SMLJ8.5A	5.0SMLJ8.5CA	5PDT	5DDT	8.50	9.44	10.40	1	14.4	347.3	30
5.0SMLJ9.0A	5.0SMLJ9.0CA	5PDV	5DDV	9.00	10.00	11.10	1	15.4	324.8	12
5.0SMLJ10A	5.0SMLJ10CA	5PDX	5DDX	10.00	11.10	12.30	1	17.0	294.2	6
5.0SMLJ11A	5.0SMD110CA	5PDZ	5DDZ	11.00	12.20	13.50	1	18.2	274.8	2
5.0SMLJ12A	5.0SMLJ12CA	5PEP	5BEP	12.00	13.30	14.70	1	19.9	252.0	2
5.0SMLJ13A	5.0SMLJ13CA	5PEQ	5BEQ	13.00	14.40	15.90	1	21.5	233.0	2
5.0SMLJ14A	5.0SMLJ14CA	5PER	5BER	14.00	15.60	17.20	1	23.2	216.0	2
5.0SMLJ15A	5.0SMLJ15CA	5PES	5BES	15.00	16.70	18.50	1	24.4	205.0	2
5.0SMLJ16A	5.0SMLJ16CA	5PET	5BET	16.00	17.80	19.70	1	26.0	193.0	2
5.0SMLJ17A	5.0SMLJ17CA	5PEU	5BEU	17.00	18.90	20.90	1	27.6	181.0	2
5.0SMLJ18A	5.0SMLJ18CA	5PFV	5BFV	18.00	20.00	22.10	1	29.2	172.0	2
5.0SMLJ20A	5.0SMLJ20CA	5PEW	5BEW	20.00	22.20	24.50	1	32.4	155.0	2
5.0SMLJ22A	5.0SMLJ22CA	5PEX	5BEX	22.00	24.40	26.90	1	35.5	141.0	2
5.0SMLJ24A	5.0SMLJ24CA	5PEZ	5BEZ	24.00	26.70	29.50	1	38.9	129.0	2
5.0SMLJ26A	5.0SMLJ26CA	5PFE	5BFE	26.00	28.90	31.90	1	42.1	119.0	2
5.0SMLJ28A	5.0SMLJ28CA	5PFG	5BFG	28.00	31.10	34.40	1	45.4	110.0	2
5.0SMLJ30A	5.0SMLJ30CA	5PFK	5BFK	30.00	33.30	36.80	1	48.4	103.0	2
5.0SMLJ33A	5.0SMLJ33CA	5PFM	5BFM	33.00	36.70	40.60	1	53.3	93.9	2
5.0SMLJ36A	5.0SMLJ36CA	5PFP	5BFP	36.00	40.00	44.20	1	58.1	86.1	2
5.0SMLJ40A	5.0SMLJ40CA	5PFR	5BFR	40.00	44.40	49.10	1	64.5	77.6	2
5.0SMLJ43A	5.0SMLJ43CA	5PFT	5BFT	43.00	47.80	52.80	1	69.4	72.1	2
5.0SMLJ45A	5.0SMLJ45CA	5PFV	5BFV	45.00	50.00	55.30	1	72.7	68.8	2
5.0SMLJ48A	5.0SMLJ48CA	5PFX	5BFX	48.00	53.30	58.90	1	77.4	64.7	2
5.0SMLJ51A	5.0SMLJ51CA	5PFZ	5BFZ	51.00	56.70	62.70	1	82.4	60.7	2
5.0SMLJ54A	5.0SMLJ54CA	5PGE	5BGE	54.00	60.00	66.30	1	87.1	57.5	2
5.0SMLJ58A	5.0SMLJ58CA	5PGG	5BGG	58.00	64.40	71.20	1	93.6	53.5	2
5.0SMLJ60A	5.0SMLJ60CA	5PGK	5BGK	60.00	66.70	73.70	1	96.8	51.7	2
5.0SMLJ64A	5.0SMLJ64CA	5PGM	5BGM	64.00	71.10	78.60	1	103.0	48.6	2
5.0SMLJ70A	5.0SMLJ70CA	5PGP	5BGP	70.00	77.80	86.00	1	113.0	44.3	2
5.0SMLJ75A	5.0SMLJ75CA	5PGR	5BGR	75.00	83.30	92.10	1	121.0	41.4	2
5.0SMLJ78A	5.0SMLJ78CA	5PGT	5BGT	78.00	86.70	95.80	1	126.0	39.7	2
5.0SMLJ85A	5.0SMLJ85CA	5PGV	5BGV	85.00	94.40	104.00	1	137.0	36.5	2
5.0SMLJ90A	5.0SMLJ90CA	5PGX	5BGX	90.00	100.00	111.00	1	146.0	34.3	2
5.0SMLJ100A	5.0SMLJ100CA	5PGZ	5BGZ	100.00	111.00	123.00	1	162.0	30.9	2
5.0SMLJ110A	5.0SMLJ110CA	5PHE	5BHE	110.00	122.00	135.00	1	177.0	28.3	2
5.0SMLJ120A	5.0SMLJ120CA	5PHG	5BHG	120.00	133.00	147.00	1	193.0	26.0	2
5.0SMLJ130A	5.0SMLJ130CA	5PHK	5BHK	130.00	144.00	159.00	1	209.0	24.0	2
5.0SMLJ150A	5.0SMLJ150CA	5PHM	5BHM	150.00	167.00	185.00	1	243.0	20.6	2
5.0SMLJ160A	5.0SMLJ160CA	5PHP	5BHP	160.00	178.00	197.00	1	259.0	19.3	2
5.0SMLJ170A	5.0SMLJ170CA	5PHR	5BHR	170.00	189.00	209.00	1	275.0	18.2	2

For bidirectional type having V<sub>RWM</sub> of 20 volts and less, the I<sub>R</sub> limit is double.

For parts without A , the V<sub>BR</sub> is ± 10%

# MDE Semiconductor, Inc.

78-150 Calle Tampico, Unit 210, La Quinta, CA., USA 92253 Tel : 760-564-8656 • Fax : 760-564-2414  
 1-800-831-4881 Email: sales@mde semiconductor.com Web: www.mde semiconductor.com

## RATING AND CHARACTERISTIC CURVES 5.0SMLJ SERIES

Fig. 1 - Peak Pulse Power Rating Curve

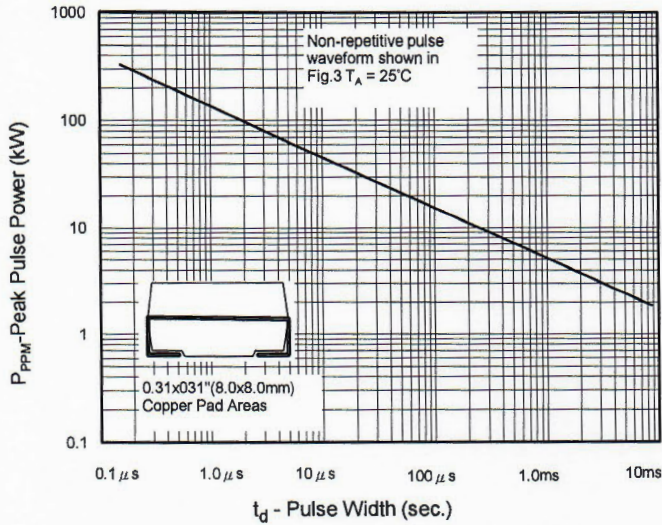


Fig.2 - Pulse Derating Curve

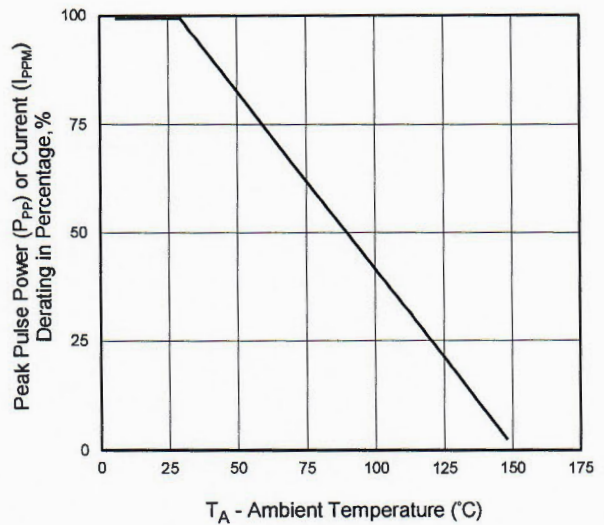


Fig.3 - Pulse Waveform

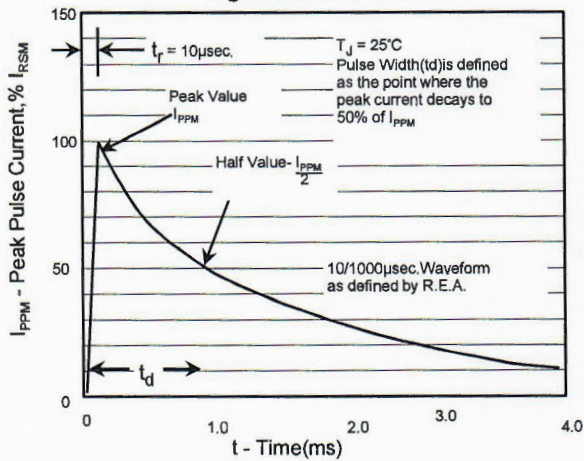


Fig. 4 - Typical Junction Capacitance

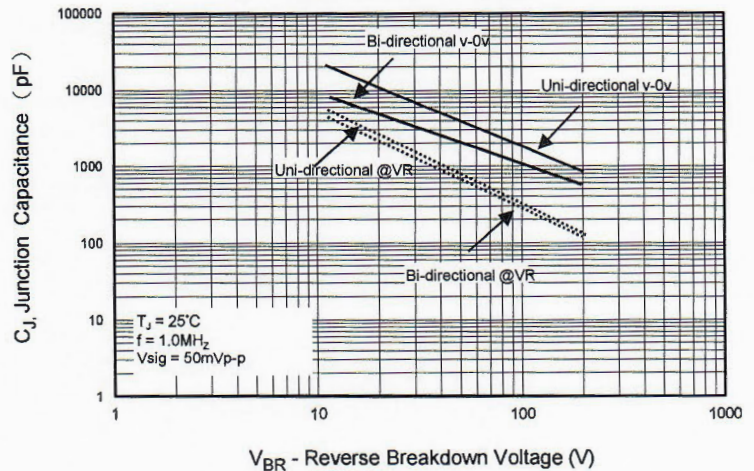


Fig. 5 - Steady State Power Derating Curve

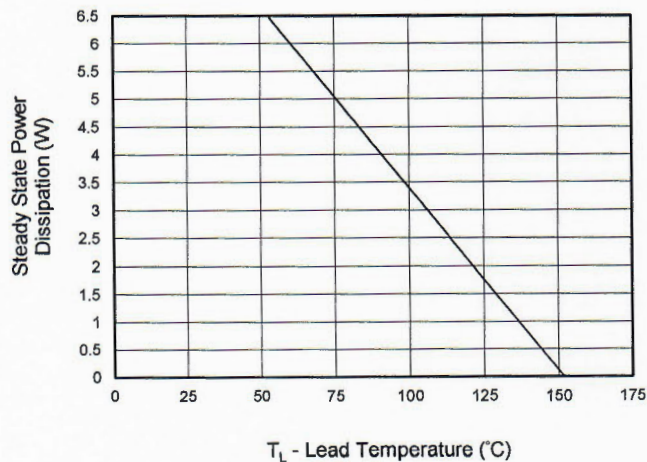
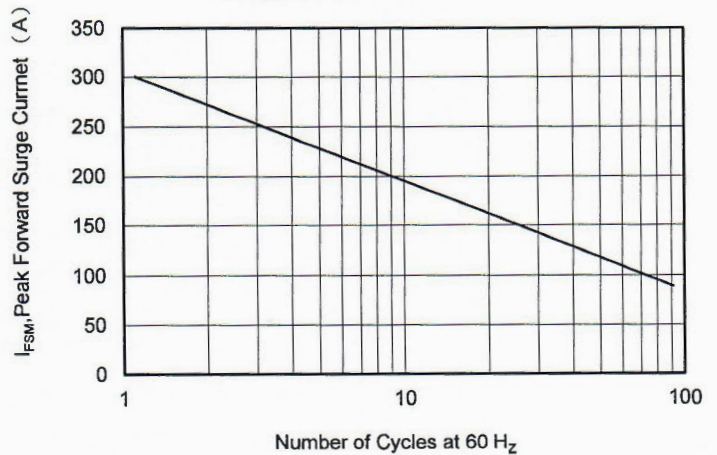


Fig.6 - Maximum Non-repetitive Forward Surge current uni-directional only

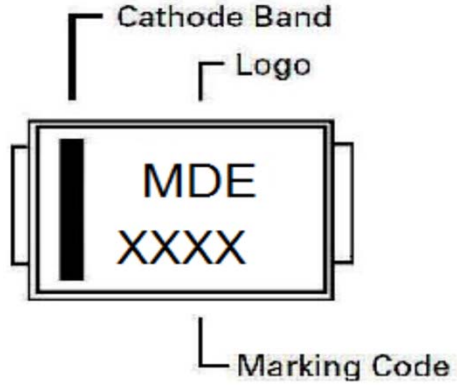
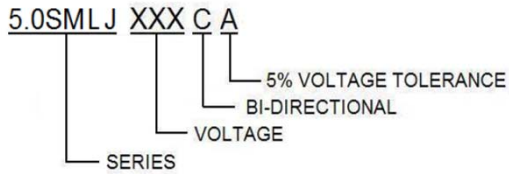


# MDE Semiconductor, Inc.

78-150 Calle Tampico, Unit 210, La Quinta, CA., USA 92253 Tel : 760-564-8656 • Fax : 760-564-2414  
 1-800-831-4881 Email: sales@mdesemiconductor.com Web: www.mdesemiconductor.com

## 5.0 SMLJ SERIES

**SURFACE MOUNT TRANSIENT VOLTAGE SUPPRESSOR**  
**VOLTAGE-12.0 TO 15.0 Volts**  
**5000 Watt Peak Pulse Power**



Part number	Component Package	Quantity	Packaging Option	Packaging Specification
5.0SMLJxxxXX	DO-214AB	3000	Tape & Reel - 16mm/13" tape	EIA STD RS-481
5.0SMLJxxxXX	DO-214AB	500	Tape & Reel - 16mm/ 7" tape	EIA STD RS-481