

MDE Semiconductor, Inc.

201 Shipyard Way, Unit C, Newport Beach, CA., USA 92663 Tel : 760-564-8656 • Fax : 760-564-2414
1-800-831-4881 Email: sales@mdesemiconductor.com Web: www.mdesemiconductor.com

3KP SERIES

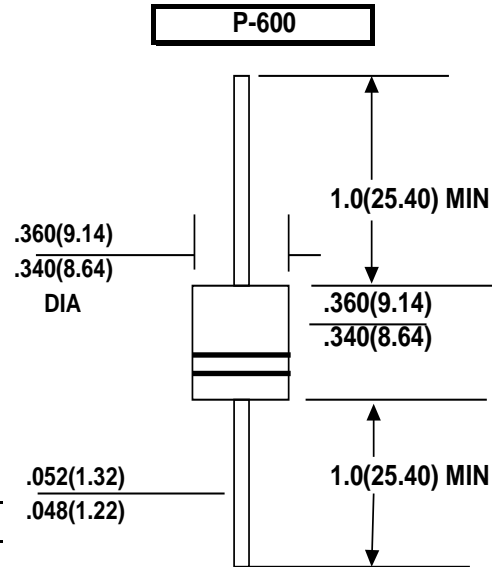
GLASS PASSIVATED JUNCTION TRANSIENT VOLTAGE SUPPRESSOR VOLTAGE-5.0 TO 180 Volts 3000 Watt Peak Pulse Power

FEATURES

- Plastic package has Underwriters Laboratory Flammability Classification 94 V-O
- Glass passivated junction
- 3000W Peak Pulse Power capability on 10/1000 μ s waveform
- Glass passivated junction
- Low incremental surge resistance
- Excellent clamping capability
- Repetition rate (duty cycle): 0.05%
- Fast response time: typically less than 1.0 ps from 0 volts to BV
- Typical IR less than 1 μ A above 10V
- High temperature soldering guaranteed: 265°C/10 seconds/ .375", (9.5mm) lead length, 5lbs., (2.3kg) tension

MECHANICAL DATA

Case: Molded plastic over glass passivated junction
 Terminals: Plated Axial leads, solderable per MIL-STD-750, Method 2026
 Polarity: Color band denoted positive end (cathode) except Bipolar
 Mounting Position: Any
 Weight: 0.07 ounces, 2.1 grams



Dimensions in inches (millimeters)

DEVICES FOR BIPOLAR APPLICATIONS

For Bidirectional use C or CA Suffix for types 3KP5.0 thru types 3KP180 (e.g. 3KP5.0C, 3KP180CA)
 Electrical characteristics apply in both directions.

MAXIMUM RATINGS AND CHARACTERISTICS

Ratings at 25°C ambient temperature unless otherwise specified.

RATING	SYMBOL	VALUE	UNITS
Peak Pulse Power Dissipation on 10/1000 μ s waveform (NOTE 1, Fig.1)	P_{PPM}	Minimum 3000	Watts
Peak Pulse Current of on 10/1000 μ s waveform (Note 1, Fig 3)	I_{PPM}	SEE TABLE 1	Amps
Steady State Power Dissipation at TL = 75°C Lead lengths .375", 9.5mm (Note 2)	$P_{M(AV)}$	8.0	Watts
Peak Forward Surge Current, 8.3ms Single Half Sine-wave Superimposed on Rated Load, (JEDEC Method)(Note 3)	I_{FSM}	250	Amps
Operatings and Storage Temperature Range	T_J, T_{STG}	-55 +175	°C

NOTES:

1. Non-repetitive current pulse, per Fig.3 and derated above Ta=25 °C per Fig.2.
2. Mounted on Copper Pad area of 0.8x0.8" (20x20mm) per Fig.5.
3. 8.3ms single half sine-wave, or equivalent square wave, Duty cycle=4 pulses per minutes maximum.

Certified RoHS Compliant

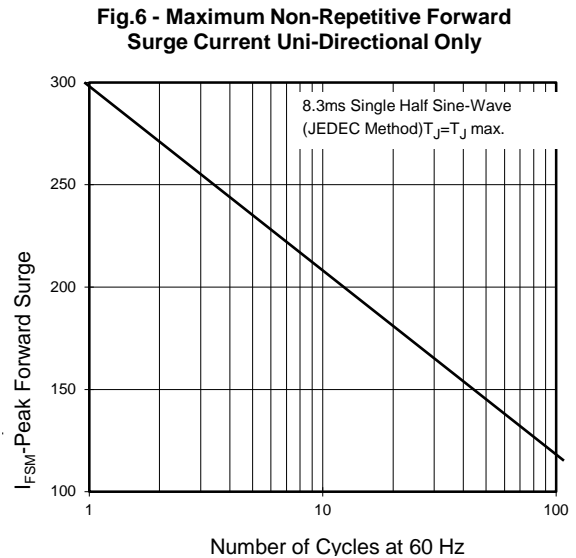
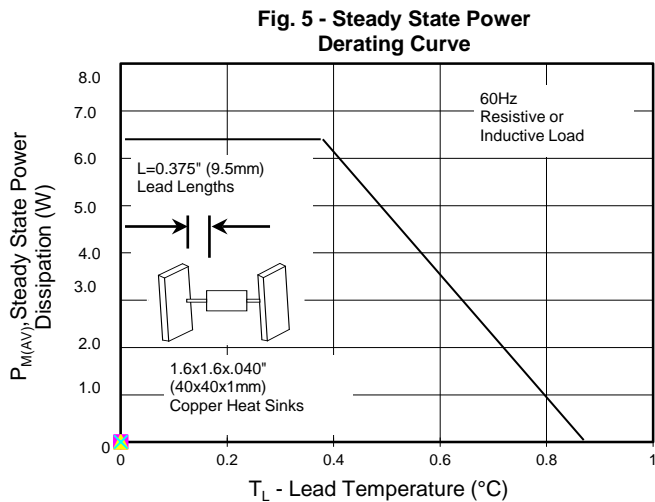
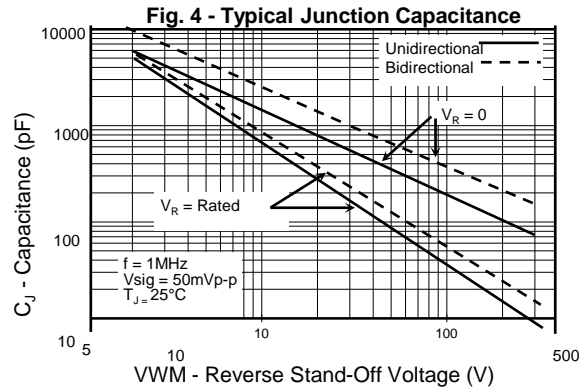
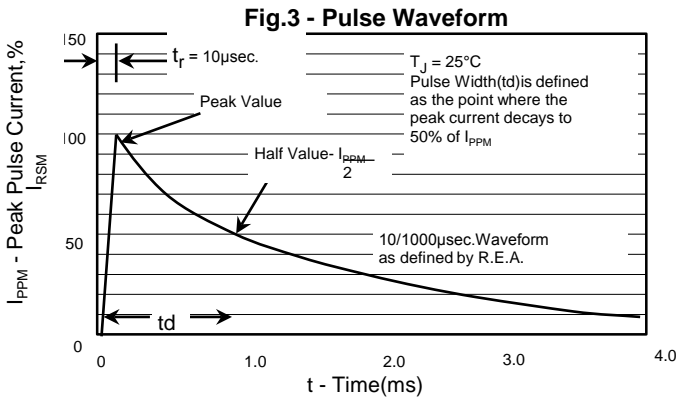
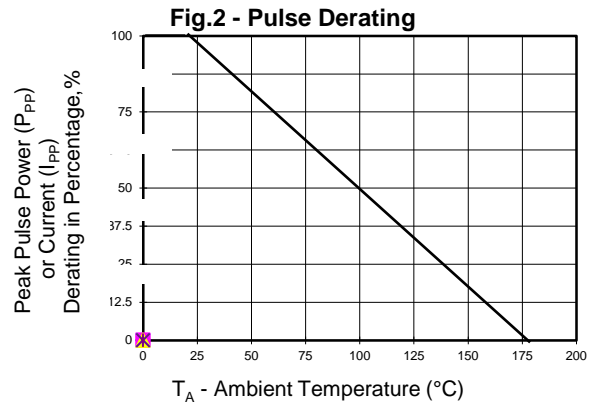
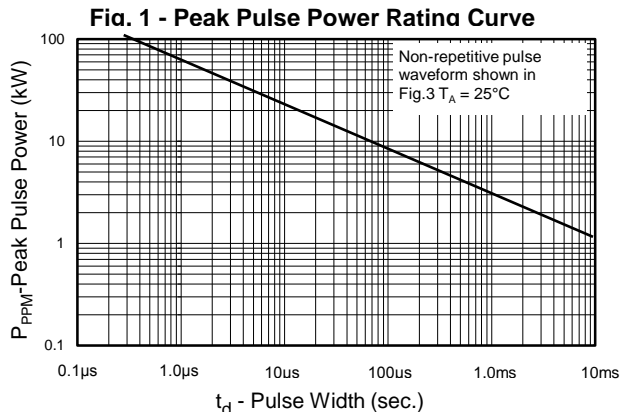
UL File # E223026

8/11/2020

MDE Semiconductor, Inc.

201 Shipyard Way, Unit C, Newport Beach, CA., USA 92663 Tel : 760-564-8656 • Fax : 760-564-2414
 1-800-831-4881 Email: sales@mdesemiconductor.com Web: www.mdesemiconductor.com

RATING AND CHARACTERISTIC CURVES 3KP SERIES



MDE Semiconductor, Inc.

201 Shipyard Way, Unit C, Newport Beach, CA., USA 92663 Tel : 760-564-8656 • Fax : 760-564-2414
1-800-831-4881 Email: sales@mdesemiconductor.com Web: www.mdesemiconductor.com

3000 Watt TVS

UNI-POLAR	BI-POLAR	REVERSE STANDOFF VOLTAGE V _{RWM} (V)	BREAKDOWN VOLTAGE V _{BR} (V) MIN. @ I _T	BREAKDOWN VOLTAGE V _{BR} (V) MAX. @ I _T	TEST CURRENT (I _T) mA	MAXIMUM CLAMPING VOLTAGE @I _{PP} V _C (V)	PEAK PULSE CURRENT I _{PP} (A)	REVERSE LEAKAGE @ V _{RWM} I _R (μA)
3KP5.0A	3KP5.0CA	5.00	6.40	7.00	10	9.2	326.1	1000
3KP6.0A	3KP6.0CA	6.00	6.67	7.37	10	10.3	291.3	1000
3KP6.5A	3KP6.5CA	6.50	7.22	7.98	10	11.2	267.9	500
3KP7.0A	3KP7.0CA	7.00	7.78	8.60	10	12.0	250.0	200
3KP7.5A	3KP7.5CA	7.50	8.33	9.21	1	12.9	232.6	100
3KP8.0A	3KP8.0CA	8.00	8.89	9.83	1	13.6	220.6	50
3KP8.5A	3KP8.5CA	8.50	9.44	10.40	1	14.4	208.3	25
3KP9.0A	3KP9.0CA	9.00	10.00	11.10	1	15.4	194.8	10
3KP10A	3KP10CA	10.00	11.10	12.30	1	17.0	176.5	5
3KP11A	3KP11CA	11.00	12.20	13.50	1	18.2	168.8	5
3KP12A	3KP12CA	12.00	13.30	14.70	1	19.9	150.8	5
3KP13A	3KP13CA	13.00	14.40	15.90	1	21.5	139.5	5
3KP14A	3KP14CA	14.00	15.60	17.20	1	23.2	129.3	5
3KP15A	3KP15CA	15.00	16.70	18.50	1	24.4	123.0	5
3KP16A	3KP16CA	16.00	17.80	19.70	1	26.0	115.4	5
3KP17A	3KP17CA	17.00	18.90	20.90	1	27.6	108.7	5
3KP18A	3KP18CA	18.00	20.00	22.10	1	29.2	102.7	5
3KP20A	3KP20CA	20.00	22.20	24.50	1	32.4	92.6	5
3KP22A	3KP22CA	22.00	24.40	26.90	1	35.5	84.5	5
3KP24A	3KP24CA	24.00	26.70	29.50	1	38.9	77.1	5
3KP26A	3KP26CA	26.00	28.90	31.90	1	42.1	71.3	5
3KP28A	3KP28CA	28.00	31.10	35.80	1	45.4	66.0	5
3KP30A	3KP30CA	30.00	33.30	36.80	1	48.4	62.0	5
3KP33A	3KP33CA	33.00	36.70	40.60	1	53.3	56.3	5
3KP36A	3KP36CA	36.00	40.00	44.20	1	58.1	51.6	5
3KP40A	3KP40CA	40.00	44.40	49.10	1	64.5	46.5	5
3KP43A	3KP43CA	43.00	47.80	52.80	1	69.4	43.2	5
3KP45A	3KP45CA	45.00	50.00	55.30	1	72.7	41.3	5
3KP48A	3KP48CA	48.00	53.30	58.90	1	77.4	38.8	5
3KP51A	3KP51CA	51.00	56.70	62.70	1	82.4	36.4	5
3KP54A	3KP54CA	54.00	60.00	66.30	1	87.1	34.4	5
3KP58A	3KP58CA	58.00	64.40	71.20	1	93.6	32.1	5
3KP60A	3KP60CA	60.00	66.70	73.70	1	96.8	31.0	5
3KP64A	3KP64CA	64.00	71.10	78.60	1	103.0	29.1	5
3KP70A	3KP70CA	70.00	77.80	86.00	1	113.0	26.5	5
3KP75A	3KP75CA	75.00	83.30	92.10	1	121.0	24.8	5
3KP78A	3KP78CA	78.00	86.70	95.80	1	126.0	23.8	5
3KP85A	3KP85CA	85.00	94.40	104.00	1	137.0	21.9	5
3KP90A	3KP90CA	90.00	100.00	111.00	1	146.0	20.5	5
3KP100A	3KP100CA	100.00	111.00	123.00	1	162.0	18.5	5
3KP110A	3KP110CA	110.00	122.00	135.00	1	177.0	16.9	5
3KP120A	3KP120CA	120.00	133.00	147.00	1	193.0	15.5	5
3KP130A	3KP130CA	130.00	144.00	159.00	1	209.0	14.4	5
3KP150A	3KP150CA	150.00	167.00	185.00	1	243.0	12.3	5
3KP160A	3KP160CA	160.00	178.00	197.00	1	259.0	11.6	5
3KP170A	3KP170CA	170.00	189.00	209.00	1	275.0	10.9	5
3KP180A	3KP180CA	180.00	200.00	233.00	1	289.0	10.4	5

For bidirectional type having V_{rwm} of 10 volts and less, the I_R limit is double.

For parts without A , the V_{BR} is ± 10%