



# **MDE Semiconductor, Inc.**

201 Shipyard Way, Unit C, Newport Beach, CA., USA 92663 Tel : 760-564-8656 • Fax : 760-564-2414

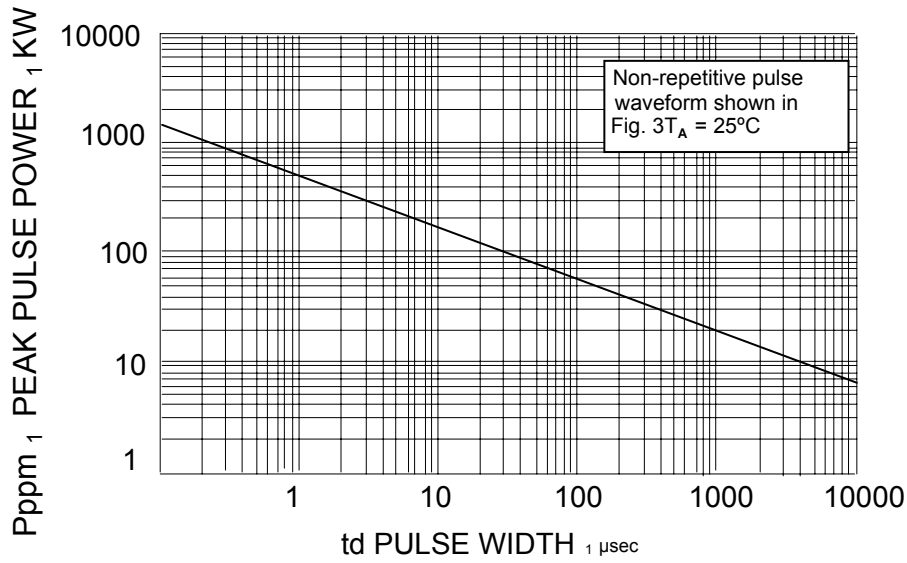
1-800-831-4881 Email: [sales@mdesemiconductor.com](mailto:sales@mdesemiconductor.com) Web: [www.mdesemiconductor.com](http://www.mdesemiconductor.com)

## **MAX-20 S LEAD CELL Series**

BI-DIRECTIONAL PART NUMBER	REVERSE STAND-OFF VOLTAGE VRWM(V)	BREAKDOWN VOLTAGE VBR(V) MIN@IT	BREAKDOWN VOLTAGE VBR(V) MAX@IT	TEST CURRENT IT (mA)	MAXIMUM CLAMPING VOLTAGE @Ipp Vc (V)	PEAK PULSE CURRENT IPP(A)	REVERSE LEAKAGE @VRWM IR(μA)
MAX-20-5.0CA-S LEAD CELL	5.00	6.40	7.00	50	9.2	2173.90	5000
MAX 20-6.0CA-S LEAD CELL	6.00	6.67	7.37	50	10.3	1941.70	5000
MAX-20-6.5CA-S LEAD CELL	6.50	7.22	7.98	50	11.2	1785.70	5000
MAX-20-7.0CA-S LEAD CELL	7.00	7.78	8.60	50	12.0	1666.70	2000
MAX-20-7.5CA-S LEAD CELL	7.50	8.33	9.21	5.0	12.9	1550.40	500
MAX-20-8.0CA-S LEAD CELL	8.00	8.89	9.83	5.0	13.6	1470.60	200
MAX-20-8.5CA-S LEAD CELL	8.50	9.44	10.40	5.0	14.4	1388.90	50
MAX-20-9.0CA-S LEAD CELL	9.00	10.00	11.10	5.0	15.4	1298.70	20
MAX-20-10.0CA-S LEAD CELL	10.00	11.10	12.30	5.0	17.0	1176.50	20
MAX-20-11.0CA-S LEAD CELL	11.00	12.20	13.50	5.0	18.2	1098.90	20
MAX-20-12.0CA-S LEAD CELL	12.00	13.30	14.70	5.0	19.9	1005.00	20
MAX-20-14.0CA-S LEAD CELL	14.00	15.60	17.20	5.0	23.2	862.07	20
MAX-20-15.0CA-S LEAD CELL	15.00	16.70	18.50	5.0	24.4	819.67	20
MAX-20-16.0CA-S LEAD CELL	16.00	17.80	19.70	5.0	26.0	769.23	20
MAX-20-17.0CA-S LEAD CELL	17.00	18.90	20.90	5.0	27.6	724.64	20
MAX-20-18.0CA-S LEAD CELL	18.00	20.00	22.10	5.0	29.2	684.93	20
MAX-20-20.0CA-S LEAD CELL	20.00	22.20	24.50	5.0	32.4	617.28	20
MAX 20-22.0CA-S LEAD CELL	22.00	24.40	26.90	5.0	35.5	563.38	20

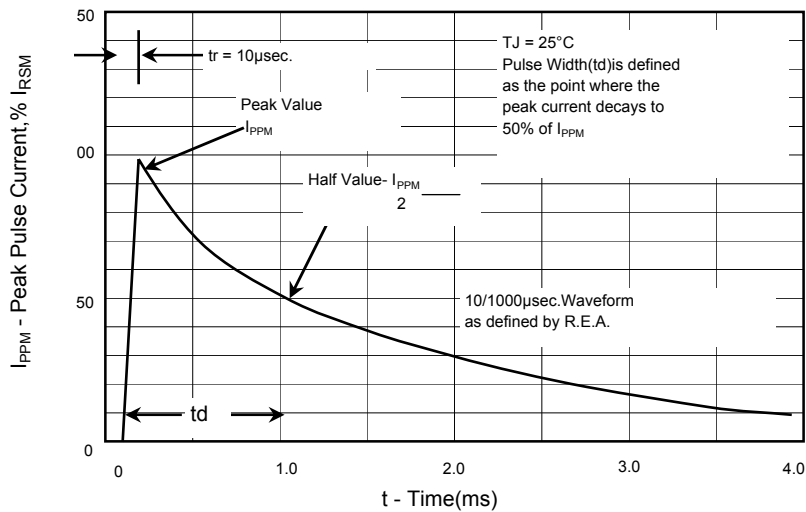
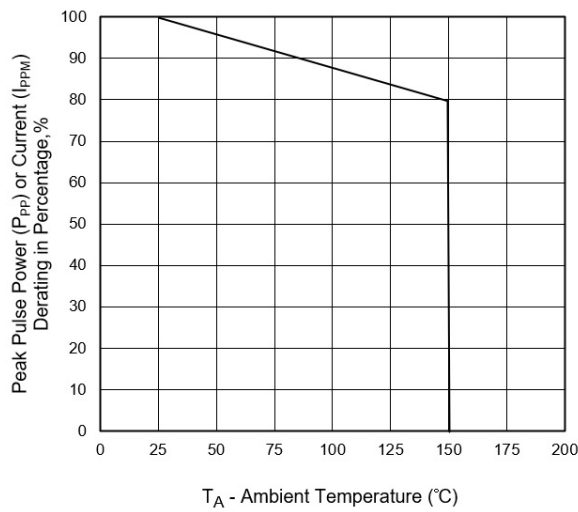
# MAX-20 S LEAD CELL Series

## Rating and Characteristic Curves



**FIG. 1 PEAK PULSE POWER RATING**

**Fig.2 - Pulse Derating Curve**



**Fig.3 - Pulse Waveform**