

# MDE Semiconductor, Inc.

201 Shipyard Way, Unit C, Newport Beach, CA, U.S.A. 92663 Tel: 760-564-8656 • Fax: 760-564-2414

1-800-831-4881 Email: sales@mdesemiconductor.com Web: www.mdesemiconductor.com

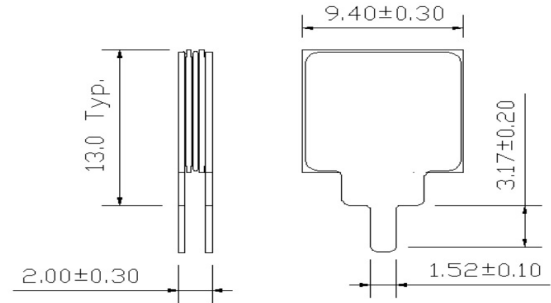
## MAX-20 TAB-LEAD CELL Series

### HIGH CURRENT TRANSIENT VOLTAGE SUPPRESSOR (TVS) DIODE STAND-OFF VOLTAGE 5 to 22 Volts

20000 Watt Peak Pulse Power

#### FEATURES

- Glass passivated chip junction with UV coated
- Bidirectional
- 20000W Peak Pulse Power capability on 10/1000  $\mu$ sec waveform
- Excellent clamping capability
- Repetition rate (duty cycle) : 0.05%
- Sharp breakdown voltage
- Low incremental surge resistance
- Fast response time : typically less than 1.0 $\mu$ s  
from 0 Volts to BV
- Typical IR less than 20 $\mu$ A above 10V
- Operation Temperature: -55°C to +150°C
- High temperature soldering performance.



Dimensions in millimeters

#### MECHANICAL DATA

Terminal : Silver plated copper slug ,solderable per MIL-STD-750,Method 2026

Mounting Position : Any for CA

Series, Weight: 1.8g Typ.

Part Number TAB LEAD CELL	Numbers of Chip	Reverse Stand-Off Voltage VRWM(V)	Breakdown Voltage (VBR) MIN. @IT (Volts)	Breakdown Voltage (VBR) MAX. @IT (Volts)	Test Current IT (mA)	MAXIMUM CLAMPING VOLTAGE@ IPP VC(V)	Peak Pulse Current Ipp (A)	Max. Reverse Leakage @VRWM IR( $\mu$ A)
MAX-20-5.0CA TAB-LEAD CELL	1	5.00	6.40	7.00	50	9.2	2173.90	5000
MAX-20-6.0CA TAB-LEAD CELL	1	6.00	6.67	7.37	50	10.3	1941.70	5000
MAX-20-6.5CA TAB-LEAD CELL	1	6.50	7.22	7.98	50	11.2	1785.70	5000
MAX-20-7.0CA TAB-LEAD CELL	1	7.00	7.78	8.60	50	12.0	1666.70	2000
MAX-20-7.5CA TAB-LEAD CELL	1	7.50	8.33	9.21	5.0	12.9	1550.40	500
MAX-20-8.0CA TAB-LEAD CELL	1	8.00	8.89	9.83	5.0	13.6	1470.60	200
MAX-20-8.5CA TAB-LEAD CELL	1	8.50	9.44	10.40	5.0	14.4	1388.90	50
MAX-20-9.0CA TAB-LEAD CELL	1	9.00	10.00	11.10	5.0	15.4	1298.70	20
MAX-20-10CA TAB-LEAD CELL	1	10.00	11.10	12.30	5.0	17.0	1176.50	20
MAX-20-11CA TAB-LEAD CELL	1	11.00	12.20	13.50	5.0	18.2	1098.90	20
MAX-20-12CA TAB-LEAD CELL	1	12.00	13.30	14.70	5.0	19.9	1005.00	20
MAX-20-14CA TAB-LEAD CELL	1	14.00	15.60	17.20	5.0	23.2	862.07	20
MAX-20-15CA TAB-LEAD CELL	1	15.00	16.70	18.50	5.0	24.4	819.67	20
MAX-20-16CA TAB-LEAD CELL	1	16.00	17.80	19.70	5.0	26.0	769.23	20
MAX-20-17CA TAB-LEAD CELL	1	17.00	18.90	20.90	5.0	27.6	724.64	20
MAX-20-18CA TAB-LEAD CELL	1	18.00	20.00	22.10	5.0	29.2	684.93	20
MAX-20-20CA TAB-LEAD CELL	1	20.00	22.20	24.50	5.0	32.4	617.28	20
MAX-20-22CA TAB-LEAD CELL	1	22.00	24.40	26.90	5.0	35.5	563.38	20

# MDE Semiconductor, Inc.

201 Shipyard Way, Unit C, Newport Beach, CA, U.S.A. 92663 Tel: 760-564-8656 • Fax: 760-564-2414

1-800-831-4881 Email: sales@mdesemiconductor.com Web: www.mdesemiconductor.com

## MAX-20 TAB-LEAD CELL Series

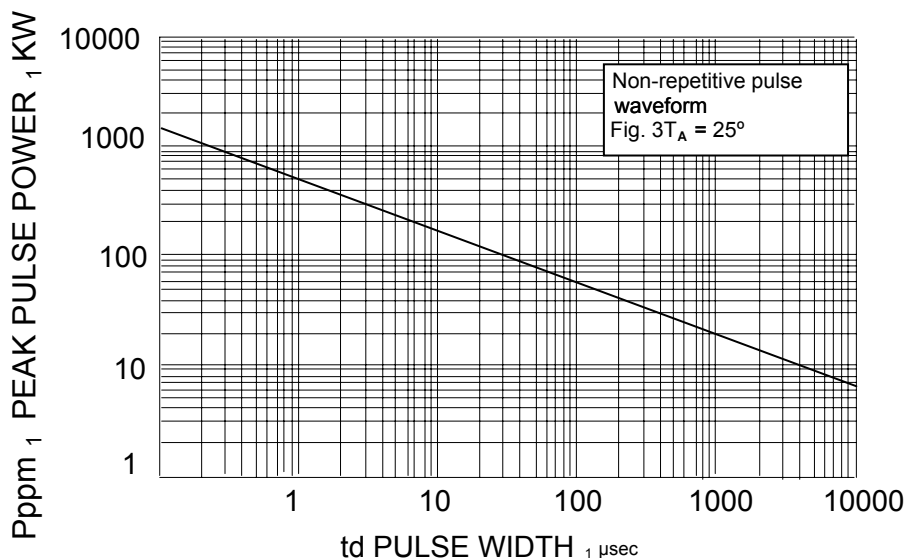


FIG. 1 PEAK PULSE POWER RATING

Fig.2 - Pulse Derating Curve

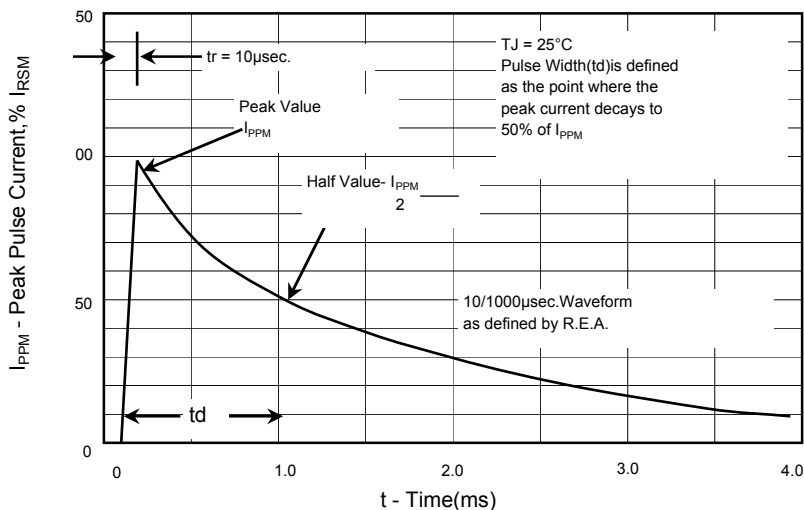
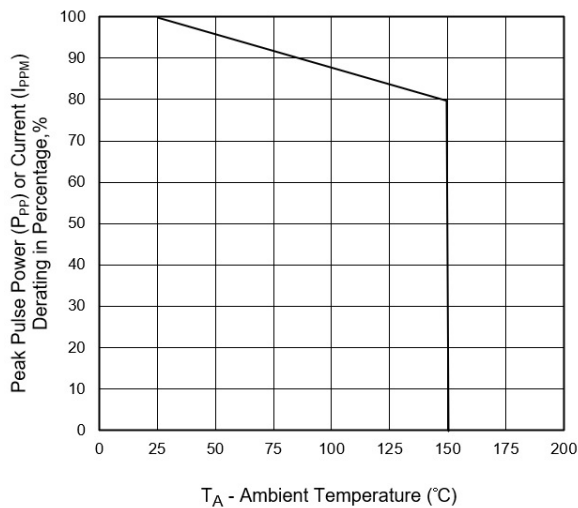


Fig.3 - Pulse Waveform